



**SINGER
INSTRUMENTS**

A RESPONSIBILITY TO SCIENCE!



THE STINGER™

Powerful Single Colony Picker

COMPACT
ULTRA-FAST
INTUITIVE



Up to 40% of lab time is lost on repetitive, menial tasks. Automate your random colony picking and high-throughput screening with speed, accuracy and versatility. Combine the Stinger and the ROTOR to bring your zombies back from the dead.



SINGLE COLONY PICKING

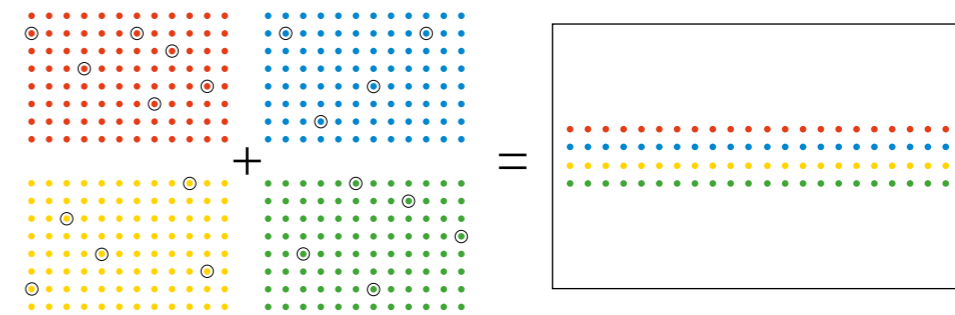


WHAT IS IT? The Stinger is an automated modular extension to the ROTOR HDA robot for easy, ultra-fast rearrangement of high-density library arrays of yeast, other fungi, bacteria, and algae from colonies grown on solid agar or in liquid culture. It is designed for the picking and spotting of user-specified colonies from high-density arrays onto solid agars in 96-, 384-, 1536-, and 6144-density format.


WHAT DOES IT DO? The Stinger expands the functionality of the ROTOR HDA robot by enabling the re-arranging of specific individual colonies of interest from high-density agar plates and multi-well dishes. The Stinger allows researchers to easily and accurately produce custom arrays comprising functionally related strains/ mutants, or to generate a subset of library arrays to follow-up with initial screening results.

CLICK TO SEE PROFESSIONAL ROCK MUSICIAN *STING* TALK THROUGH THE FEATURES OF THE STINGER!

THE STINGER PINNING EXAMPLES



· Individually picked colonies from four separate 96-density source plates are combined onto one target plate. This example can be applied at all pinning densities of source and target plates, from 96 to 1536.



· Colonies from a 96-density plate are re-arrayed to produce customised arrangement at the same or different density.

HOW DOES IT WORK? The Stinger uses re-usable, autoclavable pins to sample microbial colonies. In conjunction with in-built ROTOR HDA software, users can select source colonies to be picked, and then re-array those colonies. Flexible colony selection methods, either by importing .csv files or by manual selection on the intuitive Cherry Picker software, are suited for a wide range of tasks, from picking a few strains of interest to rearranging the entire arrays.

“IT’S A HUGE IMPROVEMENT FROM PICKING COLONIES MANUALLY, PLUS THE ACCURACY GAINED IS VITAL.”

· Gudjon Olafsson
MRC National Institute for Medical Research
England

SEE IT IN ACTION

TECHNICAL SPECIFICATIONS



STANDARD SET-UP

MODEL:
THE STINGER™

PRODUCT CODE:
STR-001

TECHNICAL SPECS:

- Width: 95 mm
- Length: 129 mm
- Height: 64 mm
- Weight: 308 g
- Voltage: 110 – 240V AC
- Pinning accuracy: ± 50 microns
- Pin-tip size: 0.75 mm diameter
- Pins are Stainless Steel so can be repeatedly autoclaved. The working end is long enough to reach the bottom of a standard multi-well plate and it weighs 765 mg.

WHAT'S INCLUDED:

- The Stinger
- Set of 400 stainless steel pins
- Pin cartridge

OPTIONAL EXTRAS

STINGER PINS
SPI-400

Extra set of 400 stainless steel pins increases throughput of the Stinger, alleviating the sterilisation bottleneck.

THE STINGER SHUTTLE
SSH-001

The Shuttle holds two Stinger pin cassettes, automating the loading and unloading of Stinger Pins for walkaway operation. Supplied with one empty pin cartridge.

- WHAT CAN I USE IT FOR?**
- Selectively re-array groups, or individual colonies from large microbial arrays.
 - Produce custom arrays comprising of functionally related strains/mutants.
 - Generate subset of library arrays to follow-up with initial screening results.
 - Accurately and reliably pick colonies from high-density arrays.
 - Pin large arrays of a single strain from a source library.
 - Quickly and easily mate specific colonies of interest from high-density arrays.



- THE SHUTTLE**
- The Shuttle is an accessory to The Stinger that has been designed to rapidly speed up the time between pinning cycles. The Shuttle holds two individual pin cartridges and fits easily into the ROTOR pad rim. When the Shuttle is enabled, The Stinger will take sterile pins from one cartridge and once used, reload them into the second cartridge ready to be autoclaved. Without the Shuttle, pins would need to be manually loaded into the cartridge to be reused after sterilisation.



GET A QUOTE

THE STINGER™

LIBRARY
RE-ARRAYING



GENERATING
SUB-COLLECTION



RANDOM COLONY
PICKING
Read more



THE STINGER™

ULTRA-FAST REARRANGEMENT
OF HIGH-DENSITY LIBRARY
ARRAYS

*BOOK AN ONLINE
DEMO TODAY*

singerinstruments.com/the-stinger-demo/



BOOK NOW



SINGER INSTRUMENTS

A RESPONSIBILITY TO SCIENCE!

Roadwater,
Watchet,
Somerset.
TA23 0RE

+44 (0)1984 640226 (tel)

+44 (0)1984 641166 (fax)

contact@singerinstruments.com

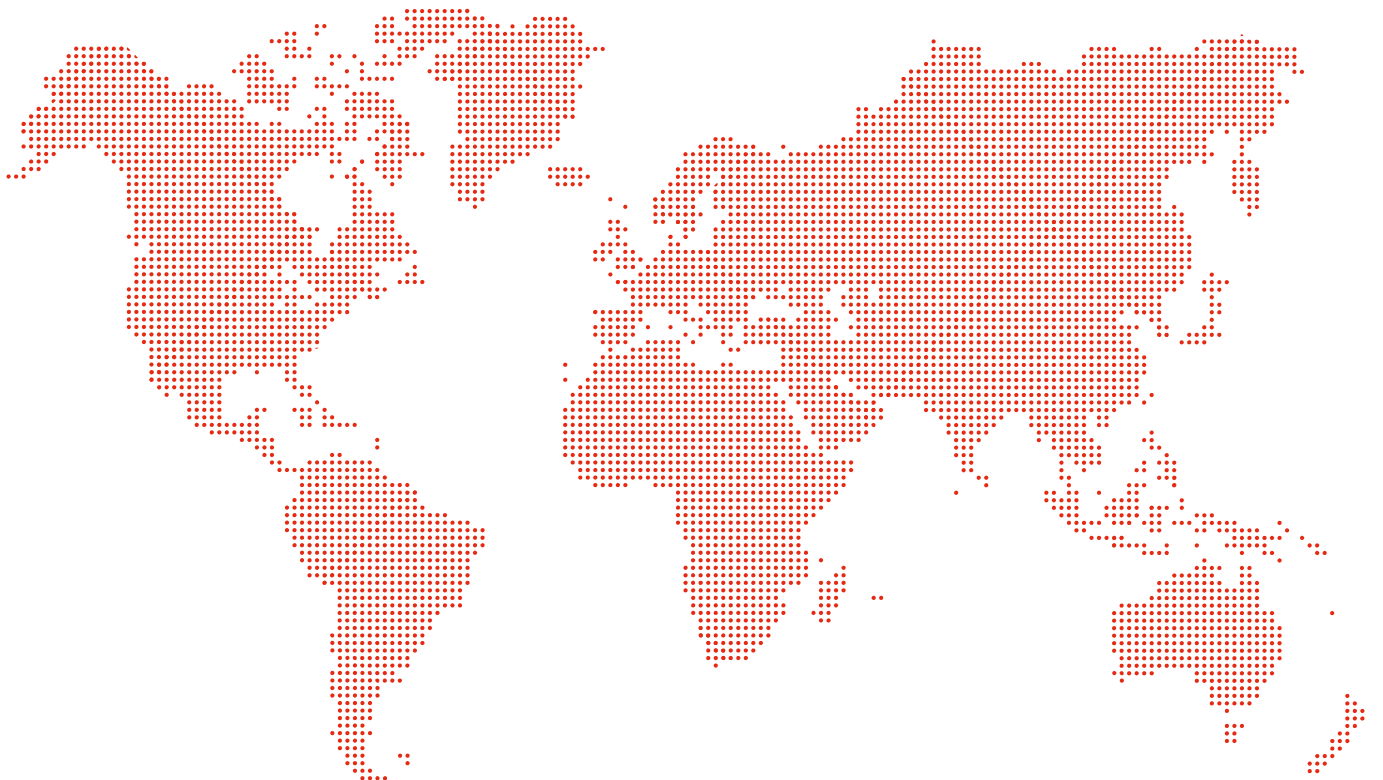
singerinstruments.com

GET A QUOTE

OUR DISTRIBUTORS

For a list of our distributors visit:

singerinstruments.com/our-friends



/SingerInstruments